



Different New Technology

STEX S SERIES



LEADING EDGE TECHNOLOGY

Proven quality, industrial design and advanced technology ensure the ultimate running experience.

Cardio

Treadmill



S SERIES

S25T / S25TX / S16T / S16TX

S25T
POWERED BY CONFIDENCE

STEX

TREADMILL

STEX S25T



STEX S25T SERIES

Your members and your business deserve the best.

LEADING EDGE DISPLAY



S25T
Alphanumeric 24-character high clarity white LED message centre display



S25TX
HD Digital 15" Integrated LCD TV Display
(Optional Touch Screen Intuitive Interface for ease of operation)
Premium Entertainment options for the ultimate workout experience



Smart Choice, Smart Guide
S25TX features Virtual Trainer
Virtual Trainer provides motivating encouragement and guidance to assist the user meet their exercise goals.



iPod Compatibility

Seamless iPod Integration

(S25T allows music selection & recharging, whilst the S25TX facilitates video selection)



USB Connectivity

Charge function for USB compatible electronic devices

Create and save workouts for exercise management.(S25TX only)



TREADMILL

S25TX



STEX S25T with Attachable LCD TV

STEX Developed Digital TV Solutions with brilliant color and superior clarity

S25TX with HD Digital 15" integrated LCD

S25T with optional Attachable HD Digital 19" LCD TV

ADVANCED TECHNOLOGY



Smart Stop

Detects the absence of the user, and stops the operation after 5 seconds.



Two way Emergency

Integrated two way Emergency Stop button and Safety Stop Lanyard.



Roller Guide

Prevents fingers becoming trapped

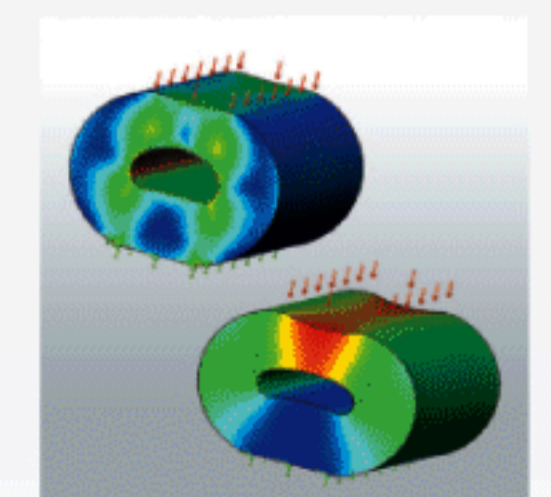


HDMI Entertainment connection

Electronic Device (DVD, MP3...with HDMI output) can be connected.

Stress Neutralization system

Dramatically reduces skeletal shock to your knees & back





Message Centre "Welcome" function

The Message Centre of the Stex S25T Series of treadmills can be set with a personalized welcome message.



Visibility

Alphanumeric 24 character high clarity white LED message centre display.



Ergonomic Touch Heart Rate System

Ergonomically designed, digital touch heart rate sensors use a scientific algorithm to measure the heart rate.




Fast Track

For Easy and Quick access to the most frequently used controls.



Long Side Hand Rails & Wide Foot Rails

To ensure the user's safety, the S25T series feature long Side Hand Rails with soft touch, fully rubber coated, hygienic finish and wide non slip foot rails.



Aluminum Profile

Anodized Aluminum provides not only a stylish look but also an anti-corrosion & anti-abrasion finish.



Integrated TV Controls

TV controls at your fingertips, which include a Preset button for selection of your favorite channel.



Easy Software Upgrade

Easy to upgrade software via the STEX upgrade unit.



Accessory Tray

Large and conveniently positioned storage trays for all of your workout accessories—water bottle, towel, iPod & mobile phone.



Motor System

5.5HP AC Motor with Hybrid Control for powerful and reliable performance.



Premium Performance

Motor : 5,5HP AC
Max, Speed : 25km/h (Min, 0,8km/h)
Max, Elevation : 20% (Min, 0%)
Max, User Weight : 200kg



Premium Quality Test

STEX treadmills are subjected to 20,000 hours of continuous testing (vibration, temperature, electric current, voltage etc) to ensure the highest quality and reliability.

TREADMILL

STEX S16TX / S16T



STEX S16T SERIES

The S16T / S16TX are fully featured treadmills with strong and reliable performance.

LEADING EDGE DISPLAY



S16T
Intuitive display console with all of the essential controls at your fingertips



S16TX
HD Digital 15" Integrated LCD TV Display
STEX Developed Digital TV Solutions with brilliant color and superior clarity



Intuitive Graphic User Interface



iPod Compatibility

Seamless iPod Integration

(S16T music selection & recharging, S16TX music /video selection & recharging)



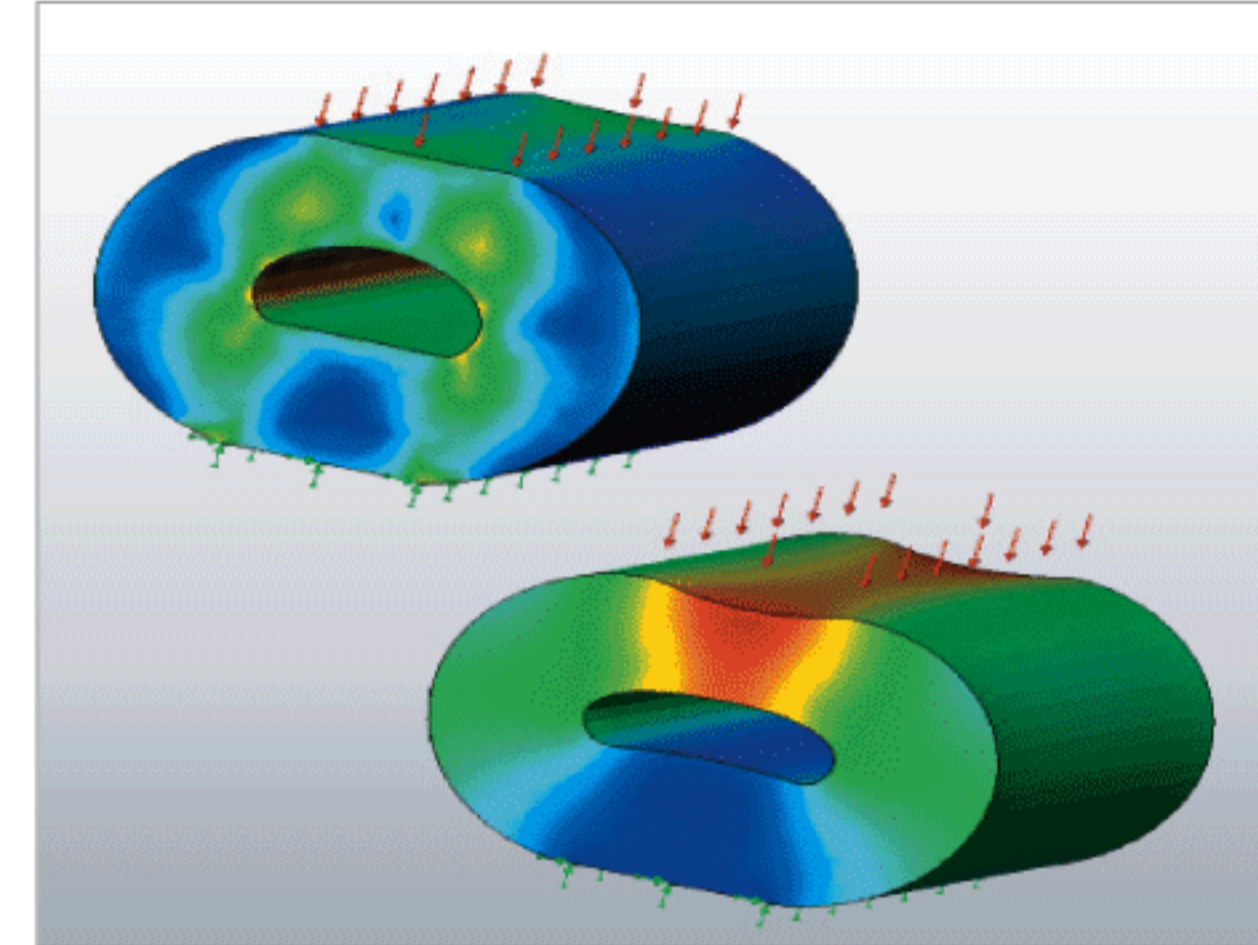
Easy Upgrade

Easy to upgrade software via the STEX upgrade unit



Unmatched Durability

Rigorous Quality testing ensures strong performance and optimal durability. Oversized Auto tensioner ensures reduced motor noise and optimal power delivery.



Interactive Shock Cushioning System

Dramatically reduces skeletal shock to your knees & back.



Auto Tensioner for Driving Belt & Pulley.

Ensures Enhanced durability of the power train.

Dust Shield

: Reduces dust from entering the motor bay.



Intelligent Heart Rate System

Digital touch heart rate sensors.



Premium Performance

Motor : 4,5HP AC
Max, speed : 16km/h (Min, 0,8km/h),
Max, Elevation : 16% (Min, 0%)
Max, User Weight : 180kg



Accessory Tray

Conveniently positioned storage trays for all of your workout accessories—water bottle, towel, iPod & mobile phone.



S25T series

	S25T	S25TX
Speed	0,8~25km/h	
Elevation	0 ~ 20%	
Drive Motor	5,5HP AC Treadmill Duty Motor	
Drive Control	Hybrid control	
Running Surface	W 560 x L 1600 (mm)	
Product Size	W 960 x L 2158 x H 1612 (mm)	
(with LCD HDTV)	with LCD : W 960 x L 2158 x H1982 (mm)	-
Product Weight	200kg (215kg with LCD Pack)	210kg
Roller Diameter	100mm	
Display	Dot(16x24)+Alphanumeric(24ea), 2FND, 9LED Indicator	15" LCD HDTV
Display Readout	Speed,Grade, Time(Elapsed/Remain), Distance(Elapsed/Remain), Calorie, Heart rate, PACE, METS, Cal/min, Workout Profile	
Program	26 programs, Fit test Program, Navy, Marine, Airforce, Firefighter (On the fly selection)	
Heart Rate System	Intelligent Touch Heart Rate System	
Polar Telemetry Receiver	Standard	
Maximum User Weight	200Kg	
USB	Charge only	Charge only
	-	Memory
Fast Track	Speed, Grade, Quick Start, Stop, Direct selection key(Speed, Grade), Emergency Stop	
Smart Stop	Standard	
Welcome on Fuction	Standard (Ready to Operation)	
Belt & Deck	Pre-lubricated Belt and waxed Double sided Deck	
Absorbing System	Stress Neutralization system	
Multi Language	Membrane	Standard
Touch Module	-	Optional
Virtual Trainer	-	Standard
iPod	Standard (Sound only)	Standard (Sound+Video)
	Attached TV only / Sound+Video	-
RS-232 Interface	Optional	
Power Source	220V, 120V(50/60Hz)	
Warranty	3 years(Motor 7years, Frame 7years)	



S16T series

	S16T	S16TX
Speed	0,8 ~ 16km/h	
Elevation	0 ~ 16%	
Drive Motor	4,0HP AC Treadmill Duty	
Drive Control	Hybrid control	
Running Surface	W 500 x L 1500 (mm)	
Product Size	W 900 x L 2075 x H 1450 (mm)	
Product Weight	180kg	
Roller Diameter	75mm	
Display	4FND, Heart Rate/Calorie LED Indicator	15" LCD HDTV
Display Readout	Speed, Grade,Time, Distance, Calorie, Heart rate, VO2max with Score(Fit Test Only)	Speed, Grade,Time, Distance, Calorie, Heart rate, PACE, METS, Exercise Profile VO2max with Score(Fit Test Only)
Program	12 programs, Fit test Program	26 programs, Fit test Program, Navy, Marine, Airforce, Firefighter
Heart Rate System	Enhanced Intelligent Heart Rate System	
Polar Telemetry Receiver	Standard	
Maximum User Weight	180Kg	
Belt & Deck	Pre-lubricated Belt and waxed Double sided Deck	
Absorbing System	Engineering Absorber system	
iPod Function	-	Sound + Video
RS-232 Interface	-	Optional
Power Source	220V, 120V(50/60Hz)	
Warranty	3 years (Motor 7years, Frame 7years)	

■ This specification can be changed without notice for the quality improvement
 ■ This printout can be different from its real color



Premium Quality, Service

Proven Engineering makes perfect warranty
 (7yr Motor, 7yr Frame)